

STEP 4

Prepare the Supplier Label



Step 4: Prepare the Supplier Label

SUPPLIER RESPONSIBILITIES

Suppliers must:

- Develop and apply a supplier label for all controlled products sold for use in the workplace
- Ensure that the information on the label is correct and current



- Make sure the information on the label is legible and that the label is durable
- Prepare the label in both official languages (English and French)



REQUIREMENTS IN CANADA — SEVEN INFORMATION ITEMS

Seven items of information are required under the *CPR*, and must be included within the distinctive WHMIS border. These items are shown on the diagram below and described on the following pages.

[1] Product Identifier – The product identifier:

- Is the name of the product, and must be identical to the product identifier on the MSDS
- Is often the chemical name, the trade name, common name, code name, or code number of the product
- Is usually the same in English and French (if different, both must be printed on the label)

[2] Hazard Symbols – The following points apply to hazard symbols on the supplier label:

- Hazard symbols must be one or more of the eight WHMIS symbols

- Hazard symbols must be an exact copy of the ones shown in Schedule II of the *CPR*
- The label must display one symbol for each class into which the product falls
- The label will show symbols for both D2 and E only if the product causes both burns and chronic effects
- The label will show the D1 symbol alone when a product falls into both D1 and D2
- The label can be any colour that does not conflict with Transportation of Dangerous Goods labelling
- WHMIS hazard symbols cannot use certain colour combinations:

WHMIS Class	Hazard Symbol	Colour Restrictions*
A	Cylinder	<ul style="list-style-type: none"> • If the product is flammable, poisonous (toxic), or corrosive, do not use a green-white colour combination. • If the product is not corrosive, do not use a solid black cylinder on white background. A black outline of a cylinder with white interior and a white background is acceptable.
B	Flame	<ul style="list-style-type: none"> • Do not use the colour yellow in any colour combination. • Unless the product emits flammable gases on contact with water, do not use the colour blue in any colour combination.
C	Flame with an “O”	<ul style="list-style-type: none"> • Do not use the colours red or blue in any combination of the two colours, or with any other colour.
D	<ol style="list-style-type: none"> 1. Skull and Crossbones 2. Stylized “T” 3. Biohazards 	<ul style="list-style-type: none"> • No restriction, except as noted below.*
E	Corrosive	<ul style="list-style-type: none"> • No restriction, except as noted below.*
F	Stylized “R”	<ul style="list-style-type: none"> • No restriction, except as noted below.*

* The colour orange must not be used for any WHMIS Class because it is reserved for TDG Class 1, Explosives.

[3] **Risk Phrases** – When formulating risk phrases, keep in mind the following guidelines:

- Use phrases to alert workers to the specific hazard(s) of the product

- Make risk phrases brief (e.g., “Flammable,” “Lung Sensitizer”).

Examples of risk phrases are shown in the chart below.

WHMIS Hazard Classes	Examples of Risk Phrases	
A. Compressed Gas	<ul style="list-style-type: none"> • Gas under pressure • May explode upon impact • May explode when heated 	
B. Flammable and Combustible Materials	<ul style="list-style-type: none"> • Flammable gas • Flammable liquid • Combustible liquid In use, may form explosive vapour-air mixture. • Flammable solid May form flammable dust-air mixture. • Flammable aerosol • Reactive flammable material • Spontaneously flammable in air • Contact with water liberates flammable gases 	
C. Oxidizing Material	<ul style="list-style-type: none"> • Risk of explosion through shock, friction, fire, or other sources of ignition • Contact with combustible material may cause fire • Explosive when mixed with combustible material 	
D. Poisonous and Infectious Materials	<p>Very Toxic:</p> <ul style="list-style-type: none"> • Rapidly absorbed through skin • May cause irreversible effects • May cause cancer • May cause birth defects • Lung sensitizer • May cause blindness • Serious damage to health with prolonged exposure <p>Biohazardous Material:</p> <ul style="list-style-type: none"> • May cause serious infectious disease <p>Toxic:</p> <ul style="list-style-type: none"> • Eye irritant • Lung irritant • Skin irritant • Skin sensitizer 	
E. Corrosive Materials	<ul style="list-style-type: none"> • Causes burns • Causes irreversible damage 	
F. Dangerously Reactive Material	<ul style="list-style-type: none"> • Risk of explosion through shock, friction, fire, or other sources of ignition • May cause fire • Explosive when dry • Explosive when in contact with air or oxidizing substances • Reacts violently with water • Contact with water liberates very toxic gas • Can become highly flammable during use <p>Special Risks:</p> <ul style="list-style-type: none"> • Forms very sensitive explosive metallic compounds • Explosive when mixed with . . . • May form explosive peroxides • Contact with acids liberate toxic gases 	

[4] **Precautionary Statements** – Precautionary statements describe essential precautions and specific PPE for workers handling (using, storing, and disposing of) the product. For example:

- “Use neoprene gloves” instead of “Avoid skin contact”
- “Use local exhaust ventilation” instead of “Avoid breathing vapours”

Use specific statements on reducing or eliminating serious hazards. For example:

- “Keep away from sparks, heat, and flames”
- “Keep under an inert atmosphere”

Additional examples are shown for each class below.

Hazard Class	Examples of Precautionary Statements
A. Compressed Gas	<ul style="list-style-type: none"> • Keep in cool place. • Keep contents under.... (condition as specified by supplier). • Keep under.... (inert gas to be specified by supplier). • Do not drop.
C. Oxidizing Material	<ul style="list-style-type: none"> • Keep away from flammables.
B. Flammable and Combustible Materials F. Dangerously Reactive Material	<ul style="list-style-type: none"> • Keep in a cool place. • Keep container in a well-ventilated place. • Keep container tightly closed. • Keep container dry. • Keep away from oxidizing material. • Keep away from sources of ignition (e.g., heat, sparks, flames). • Ground and bond containers to prevent static discharge. • No smoking permitted while working with this product.
D. Poisonous and Infectious Materials E. Corrosive Materials	<ul style="list-style-type: none"> • Do not breathe dust, wear..... (specify type of respirator). • Do not breathe gas/fume/vapour/spray, wear.... (specify type of respirator). • Avoid contact with skin by wearing.... (specify type of gloves). • Avoid contact with eyes by wearing.... (specify type of eye protection).

[5] **First Aid Measures** – First aid measures must describe immediate first aid measures required. If label space is limited, include only the crucial first-

response information for the one or two most serious routes of entry. The following table shows suggested first aid measures for each route of entry.

Route of Entry	General Guidelines for First Aid Statements
Inhalation	<ol style="list-style-type: none"> 1. Rescuer must ensure that no danger to self exists. 2. Remove source of contamination or move victim to fresh air. 3. If breathing has stopped, trained personnel should immediately begin artificial respiration or administer oxygen only when cervical spine is controlled. 4. If heart has stopped, trained personnel should immediately begin cardiopulmonary resuscitation. 5. Obtain medical attention immediately.
Skin Absorption	<ol style="list-style-type: none"> 1. If breathing has stopped, trained personnel should immediately begin artificial respiration or administer oxygen. 2. If heart has stopped, trained personnel should immediately begin cardiopulmonary resuscitation. 3. Obtain medical attention immediately. 4. Otherwise, if conscious, continuously flush affected area with flowing, tempered water for at least 30 minutes. 5. Under running water, remove contaminated clothing. 6. Obtain medical attention immediately. <p>Note to rescuer: Avoid contamination by wearing proper protective clothing.</p>
Skin Contact — Irritants/Corrosives	<ol style="list-style-type: none"> 1. Remove excess solid, if any. 2. Continuously flush affected area with flowing, tempered water for at least 30 minutes. 3. Under running water, remove contaminated clothing. 4. Obtain medical attention immediately. <p>Note to rescuer: Avoid contamination by wearing proper protective clothing.</p>
Eye Exposure — Irritants/Corrosives	<ol style="list-style-type: none"> 1. Immediately flush the contaminated eye(s) with gently flowing water (preferably tempered) for at least 30 minutes, while holding eyelid(s) open. Take care not to contaminate the unaffected eye or face. 2. Obtain medical attention immediately. 3. Continue to flush en route to hospital. <p>Note to rescuer: Avoid contamination by wearing proper protective clothing.</p>
Ingestion	<ol style="list-style-type: none"> 1. If breathing has stopped, trained personnel should immediately begin artificial respiration or administer oxygen. 2. If the heart has stopped, trained personnel should immediately begin cardiopulmonary resuscitation. 3. If victim is rapidly losing consciousness, unconscious, or convulsing, do not induce vomiting unless instructed by medical personnel. 4. If vomiting occurs, have victim lean forward or put onto one side to reduce risk of aspiration. 5. Obtain medical attention immediately.

- [6] **Supplier Identifier** – The supplier identifier is usually the name of the **original manufacturer**, but can also be the distributor or foreign supplier. Normally, both English **and** French are not needed. However, if the company name is different in each language, then both must be printed, e.g., *Paule Chemicals – Produits Chimiques Paule*. The city and telephone number may be included. While not required by regulation, these items help efficiently locate the supplier in case of an emergency.
- [7] **Reference to MSDS** – The supplier label must clearly state either “MSDS is available” in English or “Voir la fiche signalétique” in French or another similar phrase indicating that an MSDS is available.

ADDITIONAL REQUIREMENTS

Additional requirements governing the supplier label are summarized below.

Hatched Border

The hatched border must meet *CPR* requirements (Schedule III). Hatch marks on the top and bottom must be slanted in different directions from the marks on the sides.

The hatched border must contain only the WHMIS information. Any information that is not required by the *HPA* or *CPR* should be placed outside the border.

Language Considerations (English/French)

Within the hatched border, all information must be disclosed in English and French unless no difference exists (e.g., a product name that is the same in both languages will be displayed only once). Either separate WHMIS labels or separate label sections for each language are permitted.

Translation Services

For help with translating information, check the following sources:

- Yellow Pages Telephone Book (for example, under Translating, Translators, or Translation Services)
- Internet web sites
- Provincial, Territorial, or Federal WHMIS Co-ordinators listed on pages 211 (who will provide lists of translation services)
- Government of Canada Publications:
Vocabulary of Hazardous Materials in the Workplace

Colour

The label may be any colour that distinguishes it from the container. The colours used for hazard symbols must not conflict with TDG marks.

Legibility

The label and symbols must be clear enough to read.

Note: Electronic copies of WHMIS hazard symbols are available from Health Canada and the WorkSafeBC web site.

OTHER SUPPLIER LABELS

Some supplier labels have a different appearance. Less information is required for controlled products that are:

- Products in small containers (less than 100 mL)
- Chemicals from laboratory chemical suppliers
- Laboratory samples

Summary of WHMIS Labelling Requirements for Controlled Products					
Requirements	Supplier Label (> 100 mL)	Supplier Label (< 100 mL)	Laboratory Label (Supply House: < 10 kg)	Laboratory Label (Sample: < 10 kg)	Workplace Label or Placard
1. Product Identifier	✓	✓	✓	✓	✓
2. Chemical Identity (Hazardous Ingredients)				✓	
3. Hazard Symbol(s)	✓	✓			
4. Risk Phrase(s)	✓		✓		
5. Precautionary Statements	✓		✓		
6. Safe Handling Procedures					✓
7. First Aid Measures	✓		✓		
8. Supplier Identification	✓	✓		✓	
9. Reference to MSDS	✓	✓	✓		✓
10. Emergency Telephone Number				✓	
11. Hatched Border	✓	✓		✓	
12. English (within hatched border)	✓	✓	✓	✓	
13. French (within hatched border)	✓	✓	✓	✓	
14. Language of Choice					✓

REVIEWING A SUPPLIER LABEL

To prepare a compliant supplier label, suppliers should review the manufacturer’s label, if available, to ensure that all required information items are present.

Suppliers may use the [Supplier Label Checklist](#) to identify missing or incorrect information. See next page for a sample blank Supplier Label Checklist.









SUPPLIER LABEL CHECKLIST

Product Identifier:

Information present as required.

Information missing or incomplete.

A. VERIFY CLASSIFICATION OF PRODUCT

 <input type="checkbox"/> Class A	 <input type="checkbox"/> Class B1 <input type="checkbox"/> Class B2 <input type="checkbox"/> Class B3 <input type="checkbox"/> Class B4 <input type="checkbox"/> Class B5 <input type="checkbox"/> Class B6	 <input type="checkbox"/> Class C	 <input type="checkbox"/> Class D1A <input type="checkbox"/> Class D1B
 <input type="checkbox"/> Class D2A <input type="checkbox"/> Class D2B	 <input type="checkbox"/> Class D3	 <input type="checkbox"/> Class E	 <input type="checkbox"/> Class F

B. INFORMATION REQUIREMENTS

COMMENTS

<input type="checkbox"/> Product Identifier	
<input type="checkbox"/> WHMIS Hazard Symbols	
<input type="checkbox"/> Risk Phrases (<i>specific</i>)	
<input type="checkbox"/> Precautionary Statements (<i>specific</i>)	
<input type="checkbox"/> First Aid Measures (<i>specific</i>) <ul style="list-style-type: none"> <input type="checkbox"/> Inhalation <input type="checkbox"/> Eye Contact <input type="checkbox"/> Skin Contact <input type="checkbox"/> Ingestion 	
<input type="checkbox"/> Supplier Identifier	
<input type="checkbox"/> Reference to the MSDS	

C. OTHER REQUIREMENTS

<input type="checkbox"/> WHMIS Hatched Border	
<input type="checkbox"/> English and French (<i>within border</i>)	
<input type="checkbox"/> Colour (<i>not in conflict with TDG</i>)	
<input type="checkbox"/> Legible	

Completed by:

Date:

PREPARING A COMPLIANT SUPPLIER LABEL

The first step in preparing supplier labels to meet Canadian WHMIS requirements is verifying product classification. Proper classification tells you which hazard symbols, risk phrases, first aid measures, and precautionary statements to include on the supplier label.

1. Start with a compliant MSDS. (The MSDS will have been reviewed and any required revisions completed in Step 3).
2. Verify product classification. Have the WHMIS Classification Checklist results for this product changed, based on the revised MSDS? If so, you must reclassify the product.
3. Review any manufacturer's label that may exist for the product to determine compliance. Use the Supplier Label Checklist to identify missing or incorrect information. See the back folder of this guide for a blank Supplier Label Checklist.
4. Revise the existing label or prepare a new supplier label that meets Canadian requirements. Information required for the label can be found in the compliant MSDS.



CASE STUDY #9: REVIEWING A SUPPLIER LABEL

In case study #7, on page 83, we completed Step 3 in the Four Steps to Compliance, by revising the MSDS for **Best Brake Cleaner 123** to meet Canadian WHMIS requirements. This case study will show how to review a supplier label for the same product.

The manufacturer's MSDS stated the product met WHMIS classes B2 and D2B. Since significant new information was added to the MSDS to make it compliant, classification must be verified. See below for the compliant MSDS.

Compliant MSDS for Best Brake Cleaner 123

MATERIAL SAFETY DATA SHEET — 9 SECTIONS

SECTION 1 — Product Information

Product Identifier <i>Best Brake Cleaner 123</i>		WHMIS Classification (optional) <i>B2, D2B</i>	
Product Use <i>Automotive Cleaner</i>			
Manufacturer's Name <i>The Best Oil Company, Inc.</i>		Supplier's Name <i>ABC Distributors</i>	
Street Address <i>789 Black Gold Road</i>		Street Address <i>2234 Speedy Avenue</i>	
City <i>Windy Bay</i>	Province <i>CA, USA</i>	City <i>Happy Town</i>	Province <i>BC</i>
Postal Code <i>34567</i>	Emergency Telephone <i>(672) 222-1212 or 800-222-3333</i>	Postal Code <i>S2S 2S2</i>	Emergency Telephone <i>1-800-444-5555</i>

SECTION 2 — Hazardous Ingredients

Hazardous Ingredients (specific)	%	CAS Number	LD ₅₀ of Ingredient (specify species and route)	LC ₅₀ of Ingredient (specify species)
<i>n-Hexane</i>	<i>15-40</i>	<i>110-54-3</i>	<i>32,400 mg/kg (oral, rat)</i>	<i>38,500 ppm/4 hrs (rat)</i>
<i>Ethanol</i>	<i>5-10</i>	<i>64-17-5</i>	<i>13.7 g/kg (oral, rat)</i>	<i>20,000 ppm/4 hrs (rat)</i>
<i>Methanol</i>	<i>15-40</i>	<i>67-56-1</i>	<i>6,200 mg/kg (oral, rat)</i>	<i>64,000 ppm/4 hrs (rat)</i>

SECTION 3 — Physical Data

Physical State <i>Liquid</i>	Odour and Appearance <i>Clear, colourless liquid, faint gasoline-like odour</i>		Odour Threshold (ppm) <i>N/AV</i>
Specific Gravity <i>0.68 @ 60° F</i>	Vapour Density (air = 1) <i>2.6</i>	Vapour Pressure (mmHg) <i>103 mmHg</i>	Evaporation Rate <i>2.8 (Ethyl Ether = 1)</i>
Boiling Point (°C) <i>151-156° F</i>	Freezing Point (°C) <i>N/AV</i>	pH <i>N/AP</i>	Coefficient of Water/Oil Distribution <i>0.7</i>

SECTION 4 — Fire and Explosion Data

Flammability <input checked="" type="checkbox"/> Yes <input type="checkbox"/> No		If yes, under which conditions? <i>Ignition sources, static discharge. Hazard: Extremely flammable. Material will readily ignite at ambient temperature. This liquid is volatile and gives off invisible vapours. Either the liquid or vapour may settle in low areas or travel some distance along the ground or surface to ignition sources where it may ignite or explode.</i>
Means of Extinction <i>Extinguishing Media: Use water fog, foam, alcohol foam, carbon dioxide, dry chemical.</i> <i>Firefighting Procedures: Use water spray to cool fire exposed surfaces and to protect personnel. Shut off “fuel” to fire. If leak or spill has not ignited, use water spray to disperse the vapours. Either allow to burn under controlled conditions or extinguish with foam or dry chemical. Try to cover liquid spills with foam. Respiratory and eye protection required for firefighting personnel.</i>		
Flashpoint (°C) and Method -21.7° C; TCC based on Hexane	Upper Flammable Limit (% by volume) 11.6%	Lower Flammable Limit (% by volume) 1.8%
Autoignition Temperature (°C) 266° C	Explosion Data — Sensitivity to Impact No	Explosion Data — Sensitivity to Static Discharge <i>Material can accumulate static charges that can cause an electrical discharge. Bond and ground containers when pouring. DO NOT cut, weld, braze, solder, drill, grind, or expose containers to heat, sparks, static electricity or other sources of ignition. They may explode and cause injury or death.</i>
Hazardous Combustion Products <i>Carbon monoxide, carbon dioxide, and formaldehyde</i>		

SECTION 5 — Reactivity Data

Chemical Stability <i>Stable</i> <input checked="" type="checkbox"/> Yes <input type="checkbox"/> No	If no, under which conditions?
Incompatibility with Other Substances <input checked="" type="checkbox"/> Yes <input type="checkbox"/> No	If yes, which ones? <i>Keep away from strong oxidizing agents</i>
Reactivity, and Under What Conditions? <i>N/AP</i>	
Hazardous Decomposition Products <i>None</i>	

SECTION 6 — Toxicological Properties

Routes of Entry	
<input checked="" type="checkbox"/> Skin Contact	<input checked="" type="checkbox"/> Skin Absorption
<input checked="" type="checkbox"/> Eye Contact	<input checked="" type="checkbox"/> Inhalation
<input checked="" type="checkbox"/> Ingestion	
Effects of Acute Exposure to Product <i>Eye Contact: Liquid or vapour can irritate. Prolonged contact may lead to corneal damage.</i> <i>Skin Contact: Contact may dry the skin. Prolonged contact may cause irritation.</i> <i>Inhalation: High vapour/aerosol concentrations (greater than approximately 1000 ppm) are irritating to the eyes and the respiratory tract, may cause headaches, dizziness, anesthesia, drowsiness, unconsciousness, and other central nervous system effects, including death.</i> <i>Ingestion: Ingestion of methanol can cause blindness and death. Small amounts of this product aspirated into the respiratory system during ingestion or vomiting may cause mild to severe pulmonary injury, possibly progressing to death.</i>	
Effects of Chronic Exposure to Product <i>Long-term exposure may result in muscular weakness or "wrist-drop syndrome," a peripheral neuropathy, from n-hexane, and possible liver and kidney injuries.</i>	
Exposure Limits (value, source, date) <i>n-hexane: 50 ppm (skin) ACGIH, TWA 2005</i> <i>methanol: 200 ppm (skin) ACGIH, TWA 2005</i> <i>ethanol: 1000 ppm ACGIH, TWA 2005</i>	Irritancy (if yes, explain) <input checked="" type="checkbox"/> Yes <input type="checkbox"/> No <i>Can be irritating to eyes, skin, and respiratory tract</i>
Sensitization (if yes, explain) <input type="checkbox"/> Yes <input checked="" type="checkbox"/> No	Carcinogenicity (if yes, explain) <input type="checkbox"/> Yes <input checked="" type="checkbox"/> No
Reproductive Toxicity (if yes, explain) <input type="checkbox"/> Yes <input checked="" type="checkbox"/> No <i>None known</i>	Teratogenicity (if yes, explain) <input type="checkbox"/> Yes <input checked="" type="checkbox"/> No
Mutagenicity (if yes, explain) <input checked="" type="checkbox"/> Yes <input type="checkbox"/> No <i>Positive results for mutagenic effects have been seen in a dominant lethal assay for ethanol</i>	Synergistic Products (if yes, explain) <input checked="" type="checkbox"/> Yes <input type="checkbox"/> No <i>Exposure to vapours of n-hexane and methyl ethyl ketone or methyl isobutyl ketone will increase the risk of the adverse health effects from n-hexane</i>

SECTION 7 — Preventive Measures

Personal Protective Equipment <input checked="" type="checkbox"/> Gloves <input checked="" type="checkbox"/> Respirator <input checked="" type="checkbox"/> Eye <input type="checkbox"/> Footwear <input checked="" type="checkbox"/> Clothing <input type="checkbox"/> Other	
If checked, specify type <i>Respiratory Protection: Avoid breathing vapours. Wear NIOSH-approved, supplied air respirator. (In confined spaces, use NIOSH-approved, self-contained breathing apparatus.)</i> <i>Skin Protection: Neoprene gloves</i> <i>Eye Protection: Use of safety glasses with splash guards or full face shield is recommended</i> <i>Protective Clothing: Rubber apron</i>	
Engineering Controls (specify, such as ventilation, enclosed process) <i>Ventilation: Local exhaust ventilation (explosion-proof)</i>	
Leak and Spill Procedure <i>Steps to be taken if material is spilled or released: Emergency response personnel must wear NIOSH-approved, self-contained breathing apparatus and neoprene gloves. Ventilate area. Dike area to contain spill. Remove all sources of ignition including heat, sparks, and flames. Absorb with sand and place in a tightly sealed container for disposal.</i>	
Waste Disposal <i>Dispose of in accordance with local, state, and federal regulations. Before attempting clean-up, refer to other sections of this MSDS for hazard caution information.</i>	
Handling Procedures and Equipment <i>Store and use in cool, dry, well-ventilated areas. Ground and bond containers when filling or emptying to avoid electrical discharge. Do not weld or flame-cut the containers. Keep away from heat, sparks, and open flame.</i>	
Storage Requirements <i>If entire contents are not used, replace cap and keep tightly closed. Use adequate ventilation (local exhaust ventilation).</i>	
Special Shipping Information <i>Flammable liquid (NOS) UN1993, Class 3, Packing group 1</i>	PIN 1993

SECTION 8 — First Aid Measures

Inhalation <i>Remove to fresh air. Administer oxygen if needed. Administration of oxygen should be performed only by a qualified person. Apply artificial respiration if breathing has stopped. Keep at rest. Get immediate medical attention.</i>
Ingestion <i>If swallowed, DO NOT induce vomiting. Keep at rest. If unconscious, do not give anything by mouth. Immediately contact a physician.</i>
Skin Contact <i>Flush with large amounts of water. Wash with soap. Remove grossly contaminated clothing, including shoes, and launder before reuse.</i>
Eye Contact <i>Flush immediately with large amounts of water for at least 20 minutes. Immediately contact a physician.</i>

SECTION 9 — Preparation Information

Prepared by (group, department, etc.) A. Nother	Telephone Number (672) 222-1212	Preparation Date 07/10/05
---	---	-------------------------------------





Step 1. Use Compliant MSDS to Verify Best Brake Cleaner 123 Classification





The first step in preparing a compliant supplier label is to review the WHMIS Classification Checklist results to see if revisions to the MSDS change the classification. The checklist will also provide the hazard symbols required for the supplier label.

The results from the WHMIS Classification Checklist, filled out for the compliant Best Brake Cleaner 123 MSDS, is shown below. In this case, the product classification has not changed.

WHMIS Classification Checklist

Product: Best Brake Cleaner 123

CLASS A — Compressed Gas		
<i>May be located in MSDS section(s): Physical Data, Fire and Explosion Data</i>		
<input type="checkbox"/> Aerosol container — liquid	<input type="checkbox"/> Cylinder — Gas under pressure (> 40 psi)	
CLASS B — Flammable/Combustible Material		
<i>May be located in MSDS section(s): Fire and Explosion Data</i>		
<input type="checkbox"/> Class B1 — Flammable Gases: Compressed gas that forms a flammable mixture with air at a concentration of $\leq 13\%$ or concentration range $\geq 12\%$		
<input checked="" type="checkbox"/> Class B2 — Flammable Liquids: Flashpoint of $< 37.8^\circ\text{C}$ (100°F). <i>Best Brake Cleaner 123 MSDS Section 4 — Fire and Explosion Data: Flashpoint = -21.7°C.</i>		
<input type="checkbox"/> Class B3 — Combustible Liquids: Flashpoint of 37.8°C – 93.3°C (100°F – 200°F)		
<input type="checkbox"/> Class B4 — Flammable Solids: Ignites readily, causes fires through friction/retained heat and burns with self-sustained flame		
<input type="checkbox"/> Class B5 — Flammable Aerosols: Aerosol container that when tested gives a flame projection at full valve opening or a flashback at any degree of valve opening		
<input type="checkbox"/> Class B6 — Reactive Flammable Materials: Spontaneously combusts under normal conditions or contact with air/water, or emits flammable gas if in contact with water		
CLASS C — Oxidizing Material		
<i>May be located in MSDS section(s): Reactivity Data</i>		
<input type="checkbox"/> Contributes to the combustion of another material whether or not the product itself is combustible		
<input type="checkbox"/> Organic peroxide that contains the double-bonded oxygen structure		
CLASS D — Poisonous and Infectious Material		
<i>May be located in MSDS section(s): Hazardous Ingredients, Toxicological Properties</i>		
1. Class D1: Materials Causing Immediate and Serious Toxic Effects ($\geq 1\%$)		
<i>Materials causing acute lethal effects</i>		
Class D1A: Very Toxic Material at $\geq 1\%$		
<input type="checkbox"/> TDG Class 2.3, TDG class 6.1, Packing group I or II		
<input type="checkbox"/> Oral Toxicity: $\text{LD}_{50} \leq 50$ mg/kg	<input type="checkbox"/> Dermal Toxicity: $\text{LD}_{50} \leq 200$ mg/kg	
<input type="checkbox"/> Inhalation Toxicity: (4 hours)	Gas	$\text{LC}_{50} \leq 2500$ ppm
	Vapour	$\text{LC}_{50} \leq 1500$ ppm
	Dust, mist, fumes	$\text{LC}_{50} \leq 500$ mg/m ³
Class D1B: Toxic Material at $\geq 1\%$		
<input type="checkbox"/> TDG class 6.1, Packing group III		
<input type="checkbox"/> Oral Toxicity: $\text{LD}_{50} > 50$ but ≤ 500 mg/kg	<input type="checkbox"/> Dermal Toxicity: $\text{LD}_{50} > 200$ but ≤ 1000 mg/kg	

<input type="checkbox"/> Inhalation Toxicity: (4 hours)	Gas Vapour Dust, mist, fumes	No criterion LC ₅₀ > 1500 but ≤ 2500 ppm LC ₅₀ > 500 but ≤ 2500 mg/m ³
2. Class D2: Materials Causing Other Toxic Effects		
Class D2A: Very Toxic Material at ≥ 0.1%		
<input type="checkbox"/> Carcinogenicity: IARC — group 1, 2A, or 2B ACGIH — group A1, A2, or A3		
<input type="checkbox"/> Reproductive Toxicity — Adverse effect on reproductive capability (male or female)		
<input type="checkbox"/> Teratogenicity — Birth defects in the fetus but not toxic to the pregnant mother		
<input type="checkbox"/> Embryotoxicity — Toxic effects in the fetus but not toxic to the pregnant mother		
<input type="checkbox"/> Mutagenicity — Mutations of the reproductive cells <i>in vivo</i>		
<input type="checkbox"/> Respiratory Sensitization — Allergic reaction in the respiratory tract		
Class D2A: Very Toxic Material at ≥ 1%		
<input type="checkbox"/> Chronic toxic effects in small doses — Threatens life or causes serious impairment of body organs, or cardiovascular or nervous systems		
Class D2B: Toxic Material at ≥ 1%		
<input checked="" type="checkbox"/> Chronic toxic effects in larger doses — Threatens life or causes serious impairment of body organs, or cardiovascular or nervous systems. <i>Best Brake Cleaner 123 MSDS Section 6 — Toxicological Properties: High vapour or aerosol concentrations may cause central nervous system effects.</i>		
<input type="checkbox"/> Mutagenicity — Mutations of the non-reproductive cells		
<input type="checkbox"/> Skin Sensitization — Allergic skin reaction		
<input checked="" type="checkbox"/> Skin/Eye Irritation — Reversible damage. <i>Best Brake Cleaner 123 MSDS Section 6 — Toxicological Properties: Skin and eye irritation.</i>		
3. Class D3: Biohazardous Infectious Material		
<i>May be located in MSDS section(s): Hazardous Ingredients, Toxicological Properties</i>		
<input type="checkbox"/> Organism that has been shown to cause or is reasonably believed to cause disease in persons or animals		
<input type="checkbox"/> Organisms classified into Risk Group 2, 3, and 4 as determined by the World Health Organization (WHO) or the Medical Research Council of Canada (MRCC)		
CLASS E — Corrosive Material at ≥ 1%		
<i>May be located in MSDS section(s): Hazardous Ingredients, Physical Data, Toxicological Properties</i>		
<input type="checkbox"/> pH ≤ 2.0 or pH ≥ 11.5	<input type="checkbox"/> Burns — Causes irreversible damage/necrosis of skin tissue	
<input type="checkbox"/> Corrodes SAE 1020 steel or aluminum type 7075-T6	<input type="checkbox"/> TDG Class 8 (or 2.4 for a gas)	
CLASS F — Dangerously Reactive Material		
<i>May be located in MSDS section(s): Reactivity Data</i>		
<input type="checkbox"/> Vigorous polymerization, decomposition, or condensation		
<input type="checkbox"/> Self-reactive under conditions of shock, increased pressure, or temperature		
<input type="checkbox"/> Reacts vigorously with water to release a toxic gas		

Step 2. Review Supplier Label for Best Brake Cleaner 123

After verifying product classification, review the label provided by the manufacturer to determine if it meets Canadian WHMIS requirements. This case study will:

1. Show the label provided by the manufacturer for Best Brake Cleaner 123.
2. Show the Supplier Label Checklist results, which also indicates where on the compliant MSDS the required information can be found.

Note that the Supplier Label Checklist uses the following conventions:

- ☑ = information present as required
- ☒ = information missing or incomplete

1. Label Supplied by Manufacturer

Brake Cleaner (123)
IMPORTANT: Read and understand appropriate technical and material safety data sheets before using.
CAUTION: Contains hexane, ethanol, and methanol. May cause irritation. If contact with eyes and skin, flush with plenty of water. Harmful if swallowed. Seek medical attention.
KEEP AWAY FROM CHILDREN!
Flammable! Store in cool, dry place.
Net: 5 gallons
California, USA

2. Supplier Label Checklist Results









SUPPLIER LABEL CHECKLIST

Product Identifier: Best Brake Cleaner 123

Information present as required.

Information missing or incomplete.

A. VERIFY CLASSIFICATION OF PRODUCT

 <input type="checkbox"/> Class A	 <input type="checkbox"/> Class B1 <input checked="" type="checkbox"/> Class B2 <input type="checkbox"/> Class B3 <input type="checkbox"/> Class B4 <input type="checkbox"/> Class B5 <input type="checkbox"/> Class B6	 <input type="checkbox"/> Class C	 <input type="checkbox"/> Class D1A <input type="checkbox"/> Class D1B
 <input type="checkbox"/> Class D2A <input checked="" type="checkbox"/> Class D2B	 <input type="checkbox"/> Class D3	 <input type="checkbox"/> Class E	 <input type="checkbox"/> Class F

B2 — Flammable Liquid

D2B — Chronic Toxic Effects; Skin/Eye Irritation

B. INFORMATION REQUIREMENTS

COMMENTS

<input checked="" type="checkbox"/> Product Identifier	<i>Does not match product name on MSDS. Note MSDS Section 1 — Product Information.</i>
<input checked="" type="checkbox"/> WHMIS Hazard Symbols	<i>Missing. See above.</i>
<input checked="" type="checkbox"/> Risk Phrases (<i>specific</i>)	<i>Obtain information from MSDS Section 4 — Fire and Explosion Data (B2 Risk Phrase) and Section 6 — Toxicological Properties (D2B Risk Phrases).</i>
<input checked="" type="checkbox"/> Precautionary Statements (<i>specific</i>)	<i>Obtain information from MSDS Section 4 — Fire and Explosion Data; Section 5 — Reactivity Data; Section 6 — Toxicological Properties; and Section 7 — Preventive Measures.</i>
<input checked="" type="checkbox"/> First Aid Measures (<i>specific</i>) <input type="checkbox"/> Inhalation <input type="checkbox"/> Eye Contact <input type="checkbox"/> Skin Contact <input type="checkbox"/> Ingestion	<i>Obtain information from MSDS Section 8 — First Aid Measures. Need to specify.</i>
<input checked="" type="checkbox"/> Supplier Identifier	<i>Missing.</i>
<input checked="" type="checkbox"/> Reference to the MSDS	<i>Missing.</i>
C. OTHER REQUIREMENTS	
<input checked="" type="checkbox"/> WHMIS Hatched Border	<i>As per schedule III of CPR.</i>

CASE STUDY #10: PREPARING A COMPLIANT SUPPLIER LABEL

In Case Study #9, we reviewed the supplier label for Best Brake Cleaner 123. Problems were identified by the Supplier Label Checklist. This case study will show how information from the compliant MSDS is used to prepare a compliant supplier label (Step 4 in the Four Steps to Compliance). This case study will show:

1. The compliant MSDS, with information used in the supplier label highlighted in red
2. The compliant supplier label

1. Compliant MSDS for Product (Supplier Label Information Highlighted)

MATERIAL SAFETY DATA SHEET — 9 SECTIONS

SECTION 1 — Product Information

Product Identifier <i>Best Brake Cleaner 123</i>		WHMIS Classification (<i>optional</i>) <i>B2, D2B</i>	
Product Use <i>Automotive Cleaner</i>			
Manufacturer's Name <i>The Best Oil Company, Inc.</i>		Supplier's Name <i>ABC Distributors</i>	
Street Address <i>789 Black Gold Road</i>		Street Address <i>2234 Speedy Avenue</i>	
City <i>Windy Bay</i>	Province <i>CA, USA</i>	City <i>Happy Town</i>	Province <i>BC</i>
Postal Code <i>34567</i>	Emergency Telephone <i>(672) 222-1212 or 800-222-3333</i>	Postal Code <i>S2S 2S2</i>	Emergency Telephone <i>1-800-444-5555</i>

SECTION 2 — Hazardous Ingredients

Hazardous Ingredients (<i>specific</i>)	%	CAS Number	LD ₅₀ of Ingredient (<i>specify species and route</i>)	LC ₅₀ of Ingredient (<i>specify species</i>)
<i>n-Hexane</i>	<i>15-40</i>	<i>110-54-3</i>	<i>15,840 mg/kg (oral, rat)</i>	<i>38,500 ppm/4 hrs (rat)</i>
<i>Ethanol</i>	<i>5-10</i>	<i>64-17-5</i>	<i>7060 mg/kg (oral, rat)</i>	<i>21,000 ppm/4 hrs (rat)</i>
<i>Methanol</i>	<i>15-40</i>	<i>67-56-1</i>	<i>5628 mg/kg (oral, rat)</i>	<i>64,000 ppm/4 hrs (rat)</i>

SECTION 3 — Physical Data

Physical State <i>Liquid</i>	Odour and Appearance <i>Clear, colourless liquid, faint gasoline-like odour</i>		Odour Threshold (ppm) <i>N/AV</i>
Specific Gravity <i>0.68 @ 60° F</i>	Vapour Density (air = 1) <i>2.6</i>	Vapour Pressure (mmHg) <i>103 mmHg</i>	Evaporation Rate <i>2.8 (Ethyl Ether = 1)</i>
Boiling Point (°C) <i>151-156° F</i>	Freezing Point (°C) <i>N/AV</i>	pH <i>N/AP</i>	Coefficient of Water/Oil Distribution <i>0.7</i>

SECTION 4 — Fire and Explosion Data

Flammability <input checked="" type="checkbox"/> Yes <input type="checkbox"/> No		If yes, under which conditions? <i>Ignition sources, static discharge. Hazard: Extremely flammable. Material will readily ignite at ambient temperature. This liquid is volatile and gives off invisible vapours. Either the liquid or vapour may settle in low areas or travel some distance along the ground or surface to ignition sources where it may ignite or explode.</i>
Means of Extinction <i>Extinguishing Media: Use water fog, foam, alcohol foam, carbon dioxide, dry chemical.</i> <i>Firefighting Procedures: Use water spray to cool fire exposed surfaces and to protect personnel. Shut off “fuel” to fire. If leak or spill has not ignited, use water spray to disperse the vapours. Either allow to burn under controlled conditions or extinguish with foam or dry chemical. Try to cover liquid spills with foam. Respiratory and eye protection required for firefighting personnel.</i>		
Flashpoint (° C) and Method -21.7° C; TCC based on Hexane	Upper Flammable Limit (% by volume) 11.6%	Lower Flammable Limit (% by volume) 1.8%
Autoignition Temperature (° C) 266° C	Explosion Data — Sensitivity to Impact No	Explosion Data — Sensitivity to Static Discharge <i>Material can accumulate static charges that can cause an electrical discharge. Bond and ground containers when pouring. DO NOT cut, weld, braze, solder, drill, grind, or expose containers to heat, sparks, static electricity, or other sources of ignition. They may explode and cause injury or death.</i>
Hazardous Combustion Products <i>Carbon monoxide, carbon dioxide, and formaldehyde</i>		

SECTION 5 — Reactivity Data

Chemical Stability <i>Stable</i> <input checked="" type="checkbox"/> Yes <input type="checkbox"/> No	If no, under which conditions?
Incompatibility with Other Substances <input checked="" type="checkbox"/> Yes <input type="checkbox"/> No	If yes, which ones? <i>Keep away from strong oxidizing agents</i>
Reactivity, and Under What Conditions? N/AP	
Hazardous Decomposition Products None	

SECTION 6 — Toxicological Properties

Routes of Entry <input checked="" type="checkbox"/> Skin Contact <input checked="" type="checkbox"/> Skin Absorption <input checked="" type="checkbox"/> Eye Contact <input checked="" type="checkbox"/> Inhalation <input checked="" type="checkbox"/> Ingestion
Effects of Acute Exposure to Product <i>Eye Contact: Liquid or vapour can irritate. Prolonged contact may lead to corneal damage.</i> <i>Skin Contact: Contact may dry the skin. Prolonged contact may cause irritation.</i> <i>Inhalation: High vapour/aerosol concentrations (greater than approximately 1000 ppm) are irritating to the eyes and the respiratory tract, may cause headaches, dizziness, anesthesia, drowsiness, unconsciousness, and other central nervous system effects, including death.</i> <i>Ingestion: Ingestion of methanol can cause blindness and death. Small amounts of this product aspirated into the respiratory system during ingestion or vomiting may cause mild to severe pulmonary injury, possibly progressing to death.</i>

Effects of Chronic Exposure to Product Long-term exposure <i>may result in muscular weakness or "wrist-drop syndrome," a peripheral neuropathy from n-hexane, and possible liver and kidney injuries.</i>	
Exposure Limits (value, source, date) n-hexane: 50 ppm (skin) ACGIH, TWA 2005 methanol: 200 ppm (skin) ACGIH, TWA 2005 ethanol: 1000 ppm ACGIH, TWA 2005	Irritancy (if yes, explain) <input checked="" type="checkbox"/> Yes <input type="checkbox"/> No <i>Can be irritating to eyes, skin, and respiratory tract</i>
Sensitization (if yes, explain) <input type="checkbox"/> Yes <input checked="" type="checkbox"/> No	Carcinogenicity (if yes, explain) <input type="checkbox"/> Yes <input checked="" type="checkbox"/> No
Reproductive Toxicity (if yes, explain) <input type="checkbox"/> Yes <input checked="" type="checkbox"/> No <i>None known</i>	Teratogenicity (if yes, explain) <input type="checkbox"/> Yes <input checked="" type="checkbox"/> No
Mutagenicity (if yes, explain) <input checked="" type="checkbox"/> Yes <input type="checkbox"/> No <i>Positive results for mutagenic effects have been seen in a dominant lethal assay for ethanol</i>	Synergistic Products (if yes, explain) <input checked="" type="checkbox"/> Yes <input type="checkbox"/> No <i>Exposure to vapours of n-hexane and methyl ethyl ketone or methyl isobutyl ketone will increase the risk of the adverse health effects from n-hexane</i>

SECTION 7 — Preventive Measures

Personal Protective Equipment <input checked="" type="checkbox"/> Gloves <input checked="" type="checkbox"/> Respirator <input checked="" type="checkbox"/> Eye <input type="checkbox"/> Footwear <input checked="" type="checkbox"/> Clothing <input type="checkbox"/> Other	
If checked, specify type <i>Respiratory Protection: Avoid breathing vapours. Wear NIOSH-approved, supplied-air respirator. (In confined spaces, use NIOSH-approved, self-contained breathing apparatus.)</i> <i>Skin Protection: Neoprene gloves</i> <i>Eye Protection: Use of safety glasses with splash guards or full face shield is recommended</i> <i>Protective Clothing: Rubber apron</i>	
Engineering Controls (specify, such as ventilation, enclosed process) <i>Ventilation: Local exhaust ventilation (explosion-proof)</i>	
Leak and Spill Procedure <i>Steps to be taken if material is spilled or released: Emergency response personnel must wear NIOSH-approved, self-contained breathing apparatus and neoprene gloves. Ventilate area. Dike area to contain spill. Remove all sources of ignition including heat, sparks, and flames. Absorb with sand and place in a tightly sealed container for disposal.</i>	
Waste Disposal <i>Dispose of in accordance with local, state, and federal regulations. Before attempting clean-up, refer to other sections of this MSDS for hazard caution information.</i>	
Handling Procedures and Equipment <i>Store and use in cool, dry, well-ventilated areas. Ground and bond containers when filling or emptying to avoid electrical discharge. Do not weld or flame-cut the containers. Keep away from heat, sparks, and open flame.</i>	
Storage Requirements <i>If entire contents are not used, replace cap and keep tightly closed. Use adequate ventilation (local exhaust ventilation).</i>	
Special Shipping Information <i>Flammable liquid (NOS) UN1993, Class 3, Packing group 1</i>	PIN 1993

SECTION 8 — First Aid Measures

Inhalation <i>Remove to fresh air. Administer oxygen if needed. Administration of oxygen should be performed only by a qualified person. Apply artificial respiration if breathing has stopped. Keep at rest. Get immediate medical attention.</i>
Ingestion <i>If swallowed, DO NOT induce vomiting. Keep at rest. If unconscious, do not give anything by mouth. Immediately contact a physician.</i>
Skin Contact <i>Flush with large amounts of water. Wash with soap. Remove grossly contaminated clothing, including shoes, and launder before reuse.</i>
Eye Contact <i>Flush immediately with large amounts of water for at least 20 minutes. Immediately contact a physician.</i>

SECTION 9 — Preparation Information

Prepared by (group, department, etc.) <i>A. Nother</i>	Telephone Number <i>(672) 222-1212</i>	Preparation Date <i>07/10/05</i>
--	--	--

2. Revised Supplier Label (Compliant)

BEST BRAKE CLEANER 123

Flammable! Irritating! May cause muscle weakness or wrist-drop syndrome. Ingestion of methanol may cause blindness.

Precautionary Measures: Use local exhaust ventilation (explosion-proof). Keep away from heat, sparks, and flames. Bond and ground containers when pouring. Do not cut or weld empty container. Keep away from oxidizing agents. Wear NIOSH-approved, supplied-air respirator, neoprene gloves, safety glasses with splash guards or full face shield, and rubber apron.

First Aid Measures:

Inhalation: Remove to fresh air. Get immediate medical attention.

Eye Contact: Flush immediately with large amounts of water for 20 minutes. Immediately contact a physician.

Skin Contact: Flush with large amounts of water. Wash with soap.

Ingestion: DO NOT induce vomiting. If unconscious, DO NOT give anything by mouth. Immediately contact a physician.

For more information, see the Material Safety Data Sheet.

The Best Oil Company, Inc
789 Black Gold Road
Windy Bay, CA, USA, 34567
Emergency: (672) 222-1212 or
1-800-222-3333



Inflammable! Irritant! Peut causer de la faiblesse musculaire et le syndrome de la main tombante. L'ingestion du méthanol peut causer la cécité.

Mesures de Prévention: Utiliser un système de ventilation locale à l'épreuve des explosions. Conserver à l'abri des sources d'ignition telles chaleur, les étincelles et les flammes. Mettre les récipients à la masse lors du transvasement. Ne pas couper ou souder les récipients vides. Conserver à l'abri des agents oxydants. Porter un appareil respiratoire à adduction d'air approuvé par NIOSH, des gants de néoprène, des lunettes de sécurité contre les éclaboussures ou une visière couvrant tout le visage, et un tablier en caoutchouc.

Premiers Soins:

Inhalation: Amener dans un endroit aéré. Consulter un médecin immédiatement.

Contact avec les yeux: Rincer abondamment à l'eau pendant 20 minutes. Consulter un médecin immédiatement.

Contact avec la peau: Laver à l'eau et au savon.

Ingestion: NE PAS FAIRE VOMIR. Si la personne est inconsciente, ne rien faire avaler. Contacter immédiatement un médecin.

Pour plus d'informations, consulter la fiche signalétique.

The Best Oil Company, Inc
789 Black Gold Road
Windy Bay, CA, USA, 34567
Urgence: (672) 222-1212 ou
1-800-222-3333

Label Supplied by Manufacturer (for comparison)

Brake Cleaner (123)

IMPORTANT: Read and understand appropriate technical and material safety data sheets before using.

CAUTION: Contains hexane, ethanol, and methanol. May cause irritation. If contact with eyes and skin, flush with plenty of water. Harmful if swallowed. Seek medical attention.

KEEP AWAY FROM CHILDREN!

Flammable! Store in cool, dry place.

Net: 5 gallons

California, USA

ADDITIONAL EXERCISE

Review Supplier Label

Review, using a photocopy of the blank Supplier Label Checklist in the back folder of this guide, the supplier label below for compliance with Canadian WHMIS requirements. Assume that the product has been correctly classified. See page 112 for compliant MSDS for Super Wax Remover.

SUPER WAX REMOVER

Monoethanolamine > 10%

Ethylene Glycol Monobutyl Ether > 10%

EDTA > 10%

WHMIS Classification: B3, D2B, E

Irritant to eyes and skin. Toxic.

Directions for use: Avoid contact with eyes. Use adequate ventilation.

First Aid: Flush with plenty of water. If inhaled, contact a physician. If ingested, do not induce vomiting. Contact Poison Control. **KEEP OUT OF REACH OF CHILDREN.**

Material Safety Data Sheet Available

Answer:









SUPPLIER LABEL CHECKLIST

Product Identifier: Super Wax Remover

Information present as required.

Information missing or incomplete.

A. VERIFY CLASSIFICATION OF PRODUCT

	<input type="checkbox"/> Class A		<input type="checkbox"/> Class B1 <input type="checkbox"/> Class B2 <input checked="" type="checkbox"/> Class B3 <input type="checkbox"/> Class B4 <input type="checkbox"/> Class B5 <input type="checkbox"/> Class B6		<input type="checkbox"/> Class C		<input type="checkbox"/> Class D1A <input type="checkbox"/> Class D1B
	<input type="checkbox"/> Class D2A <input checked="" type="checkbox"/> Class D2B		<input type="checkbox"/> Class D3		<input checked="" type="checkbox"/> Class E		<input type="checkbox"/> Class F

B3 — Combustible liquid

D2B — Chronic effects

E — Corrosive

B. INFORMATION REQUIREMENTS

COMMENTS

<input checked="" type="checkbox"/> Product Identifier	
<input checked="" type="checkbox"/> WHMIS Hazard Symbols	See above.
<input checked="" type="checkbox"/> Risk Phrases (specific)	Missing risk phrases: causes burns, combustible.
<input checked="" type="checkbox"/> Precautionary Statements (specific)	Missing precautionary phrases for ventilation (specific), combustible material, incompatibles, personal protective equipment (specific).
<input checked="" type="checkbox"/> First Aid Measures (specific) <ul style="list-style-type: none"> <input type="checkbox"/> Inhalation <input type="checkbox"/> Eye Contact <input type="checkbox"/> Skin Contact <input type="checkbox"/> Ingestion 	Incomplete for each route of entry. (Obtain information from First Aid section of MSDS.)
<input checked="" type="checkbox"/> Supplier Identifier	Missing. (Obtain information from MSDS.)
<input checked="" type="checkbox"/> Reference to the MSDS	

Compliant Supplier Label

SUPER WAX REMOVER

CORROSIVE!

Causes burns!
Combustible!

May cause kidney and liver damage.

Precautionary measures: Use local exhaust ventilation (explosion-proof). Keep away from sources of ignition such as heat, sparks, and flames. Bond and ground containers when pouring. Do not cut or weld empty container. Keep away from strong oxidizing agents. Wear NIOSH-approved respirator for organic vapour; nitrile gloves, splashproof safety goggles.

First Aid Measures:

Inhalation: Remove to fresh air. Get immediate medical attention.

Eye Contact: Immediately flush eyes with plenty of water for at least 15 minutes. Get medical attention at once.

Skin Contact: Immediately flush contaminated skin with plenty of water for at least 15 minutes. Get medical attention if irritation develops.

Ingestion: DO NOT INDUCE VOMITING. Immediately contact a physician.

For more information, see the Material Safety Data Sheet.

Albert's Cleaning Supplies,
5454 Mop Road,
Blue Sky, AB Canada
1-780-888-4444



CORROSIF!

Cause des brûlures!
Combustible!

Peut endommager les reins et le foie.

Précautions à prendre: Utiliser un système de ventilation locale à l'épreuve des explosions. Conserver à l'abri des sources d'ignition telles que de chaleur, les étincelles, et les flammes. Mettre les récipients à la masse lors du transvasement. Ne pas couper ou souder les récipients vides. Conserver à l'abri des agents oxydants puissants. Porter un appareil respiratoire protégeant contre les vapeurs organiques approuvé par NIOSH, des gants en nitrile, et des lunettes de sécurité contre les éclaboussures.

Premiers Soins:

Inhalation: Amener dans un endroit aéré. Consulter un médecin immédiatement.

Contact avec les yeux: Rincer abondamment à l'eau pendant 15 minutes, sans aucun délai. Consulter un médecin immédiatement.

Contact avec la peau: Laver la peau contaminée à l'eau et au savon, immédiatement, et pour une période de 15 minutes. Consulter un médecin si l'irritation se manifeste.

Ingestion: NE PAS PROVOQUER LE VOMISSEMENT. Contacter un médecin immédiatement.

Pour de plus amples renseignements, consulter la fiche signalétique pour ce produit.

Albert's Cleaning Supplies,
5454 Mop Road,
Blue Sky, AB Canada
1-780-888-4444