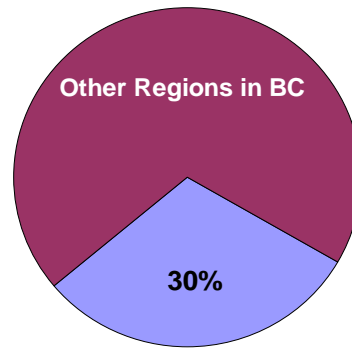
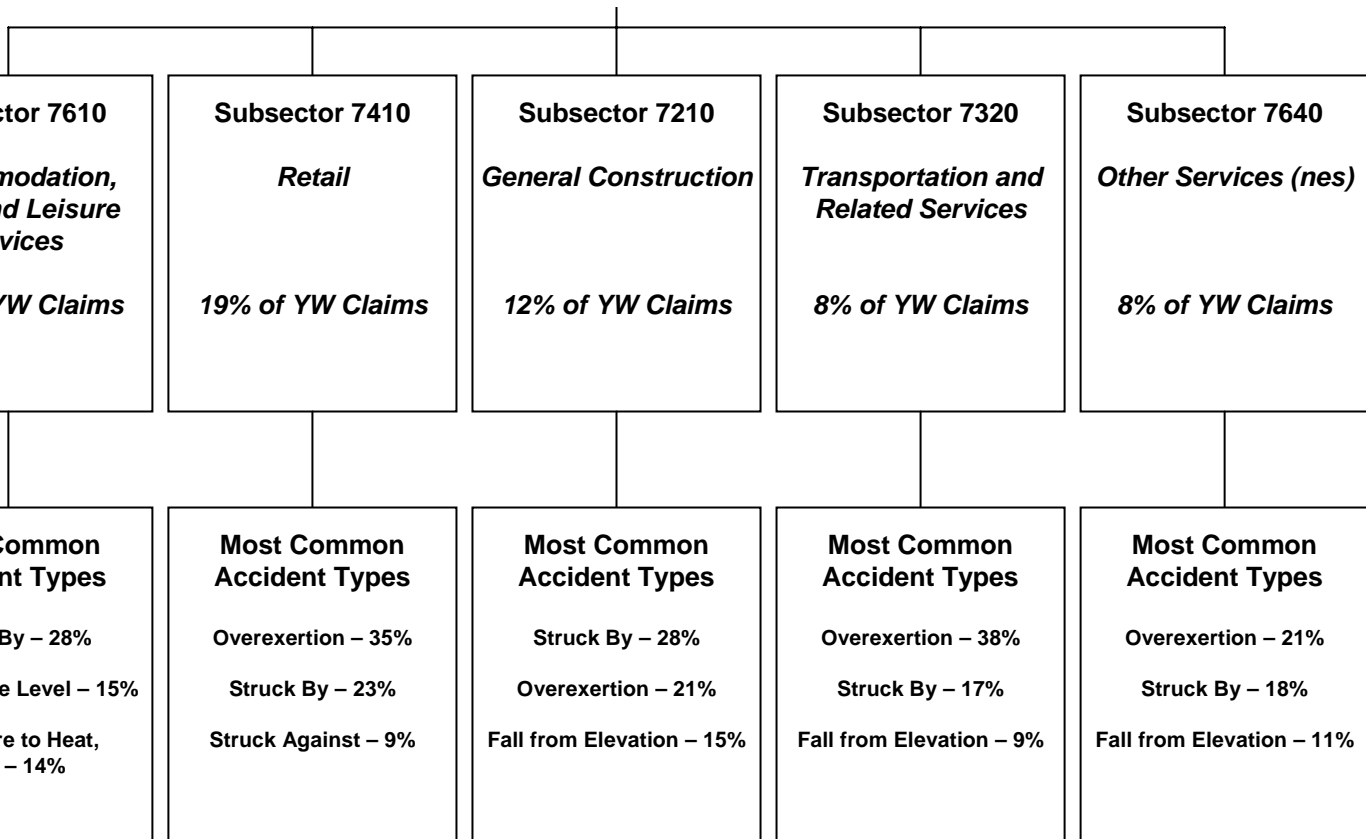


Greater Vancouver Young Worker (Age 15-24) Claim Hierarchy Tree



Greater Vancouver (2001-2005)
14,622 Young Worker Time-Loss Claims



Within the Most Common Accident Types shown above:

- “Struck By” represents specific accident types that include “Struck by Falling Object” and “Struck by Slipping Handheld Object”, among others.
- “Overexertion” represents specific accident types that include “Overexertion in Lifting” and “Overexertion in Pulling, Pushing Objects”, among others.
- “Fall from Elevation” represents specific accident types that include “Fall/Jump to Lower Level, NEC” and “Fall from Ladder/Steps & Stairs”, among others.

Note: Greater Vancouver includes Vancouver, North Vancouver, Burnaby, New Westminster, Richmond, and Delta.

Subsectors shown above are the top 5 based on a ranking of young worker time-loss claims volume between 2001 and 2005 for the region.

Greater Vancouver

Young Worker (Age 15-24) Fact Sheet

Young Worker Time-Loss Claims Accepted Between 2001 and 2005 – Greater Vancouver

- In Greater Vancouver, approximately 75% of young worker time-loss claims accepted between 2001 and 2005 relate to males.

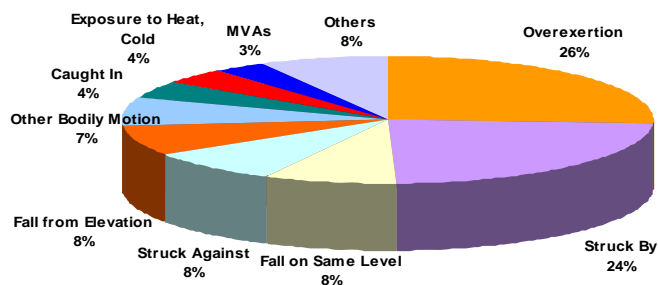
	2001	2002	2003	2004	2005	2001-2005 % of YW for Region
Female - Age 15-24	906	695	649	725	689	25%
Male - Age 15-24	2460	2155	2056	2095	2165	75%
Unspecified - Age 15-24	6	6	7	2	6	
Total - Age 15-24	3372	2856	2712	2822	2860	100%

Young Worker Claim Costs and Days Lost – Greater Vancouver

- Between 2001 and 2005, approximately \$72,165,000 in claim costs were paid relating to young worker claims for Greater Vancouver, regardless of the year of injury.
- Between 2001 and 2005, approximately 351,220 work days were lost for young worker claims in Greater Vancouver, regardless of the year of injury.

Young Worker Claim Characteristics – Greater Vancouver Overall

Top Accidents in Greater Vancouver Region (2001 –2005)



Top Injury Types in Greater Vancouver Region (2001 –2005)

